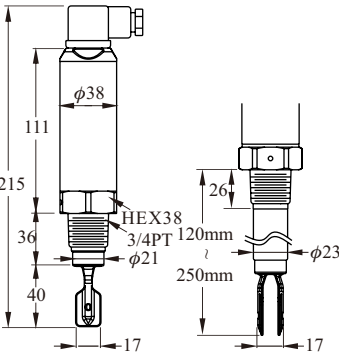
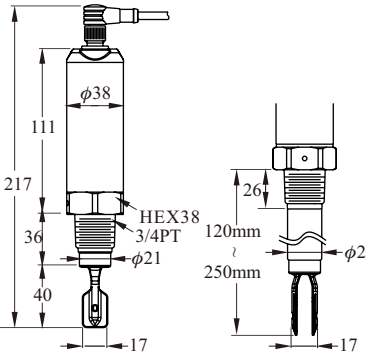
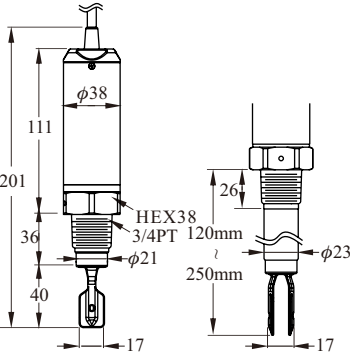


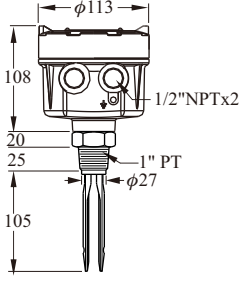
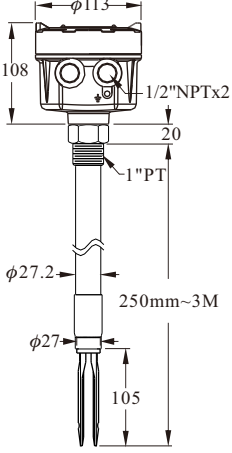
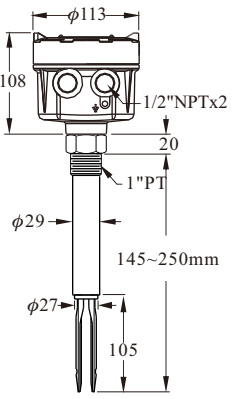
LITE-TYPE

<p>Dimensions (Unit:mm)</p>			
<p>Model no.</p>	<p>SC2400/2410 【DIN Connector】</p>	<p>SC2400/2410 【M12 Connector】</p>	<p>SC2400/2410 【Cable Wire Type】</p>
<p>Supply voltage & output</p>	<p>SC240 □□:20~250Vac / Vdc 2 wire Contactless electronic switch. SC241□□:12~55 Vdc 3 wire PNP/ NPN Output.</p>		
<p>Fork length</p>	<p>100mm</p>		
<p>Ambient temp.</p>	<p>-40~80°C</p>		
<p>Ambient humidity</p>	<p>80% RH non-condensed</p>		
<p>Storage temp.</p>	<p>-40~85°C</p>		
<p>Process temp.</p>	<p>SC24□□□T: -40~+150°C SC24□□□: -40~+100°C</p>		
<p>Process pressure</p>	<p>Maximum 40 Bar</p>		
<p>Min. material density sensed</p>	<p>Solid:density: $\geq 0.07\text{g/cm}^3$ Liquid:density: $\geq 0.7\text{g/cm}^3$ Viscosity: 1~10000 cSt</p>		
<p>Magnetic testing</p>	<p>Output function test performed by putting magnets near the indicated spot</p>		
<p>Vibrating frequency</p>	<p>350~370Hz</p>		
<p>Status indication</p>	<p>Green light:indicate power supply Red light:indicate operating mode</p>		
<p>Housing material</p>	<p>SUS304</p>		
<p>Fork material</p>	<p>SUS304, SUS316, SUS316L</p>		
<p>IP protection</p>	<p>IP65</p>	<p>IP67</p>	<p>IP67</p>
<p>Mounting</p>	<p>1" more</p>		
<p>Conduit</p>	<p>Valve plug DIN 43650</p>	<p>M12x1 Connector(180° / 90°)</p>	<p>Cable connector</p>

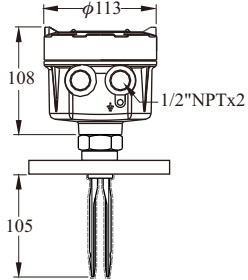
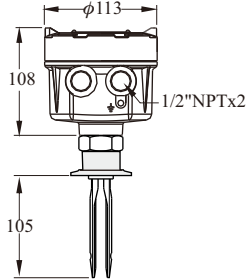
MINI-TYPE

<p>Dimensions (Unit:mm)</p>	 <p>Standard Type Extension Type</p>	 <p>Standard Type Extension Type</p>	 <p>Standard Type Extension Type</p>
<p>Model no.</p>	<p>SC2800/2810 【DIN Connector】</p>	<p>SC2800/2810 【M12 Connector】</p>	<p>SC2800/2810 【Cable Wire Type】</p>
<p>Supply voltage & output</p>	<p>SC280□:20~250,50/60Hz Vac/Vdc 2 wire Contactless electronic switch. SC281□:12~55 Vdc 3 wire PNP/ NPN Output</p>		
<p>Fork length</p>	<p>40mm</p>		
<p>Ambient temp.</p>	<p>-40°C~80°C</p>		
<p>Ambient humidity</p>	<p>80% RH non-condensed</p>		
<p>Storage temp.</p>	<p>-40°C~85°C</p>		
<p>Process temp.</p>	<p>SC28□□□: -40°C~100°C SC28□□□T: -40°C~150°C</p>		
<p>Process pressure</p>	<p>-1~600PSI (40BAR)</p>		
<p>Min. material density sensed</p>	<p>Liquid:density: $\geq 0.7\text{g/cm}^3$ Viscosity: 1~10000 cSt</p>		
<p>Magnetic testing</p>	<p>Output function test performed by putting magnets near the indicated spot</p>		
<p>Vibrating frequency</p>	<p>1 KHz $\pm 10\%$</p>		
<p>Status indication</p>	<p>Green light:indicate power supply Red light:indicate operating mode</p>		
<p>Housing material</p>	<p>SUS304</p>		
<p>Fork material</p>	<p>SUS304, SUS316, SUS316L</p>		
<p>IP protection</p>	<p>IP65</p>	<p>IP67</p>	<p>IP67</p>
<p>Mounting</p>	<p>3/4"more</p>		
<p>Conduit</p>	<p>Valve plug DIN 43650</p>	<p>M12x1 Connector(180° / 90°)</p>	<p>Cable connector</p>

STANDARD TYPE

<p>Dimensions (Unit:mm)</p>			
<p>Model No.</p>	<p>SC1400 【 Standard Type 】</p>	<p>SC1410 【 Tuning Fork Ultra Extension Type 】</p>	<p>SC1420 【 Tuning Fork Extension Type 】</p>
<p>Level sensor housing</p>	<p>Aluminum / IP65</p>		
<p>Probe construction</p>	<p>SUS 304 / 316 / 316L</p>		
<p>Mounting</p>	<p>1"PT</p>		
<p>Conduit</p>	<p>1/2"NPT×2</p>		
<p>Max. vertical load on rod.</p>	<p>177in.Lbs(20Nm)</p>		
<p>Process pressure.</p>	<p>-1~600PSI (40BAR)</p>		
<p>Power supply</p>	<p>20~250Vac/Vdc,50/60Hz</p>		
<p>Power consumption</p>	<p>10VA</p>		
<p>Ambient temp.</p>	<p>-40°C~60°C</p>		
<p>Process temp.</p>	<p>-40°C~130°C</p>		
<p>Signal output</p>	<p>Relay, SPDT, 5A/250Vac/ 28Vdc, 1 set or 2 set SSR(MOSFET) 400mA/60 Vac/ Vdc, 1 set or 2 set</p>		
<p>Min. material density sensed</p>	<p>Solid:≥0.07g/cm³, Liquid: ≥0.7g/cm³</p>		
<p>Time delay</p>	<p>0.6 Second / Operate; 1~3 Seconds / Reset</p>		
<p>Vibrating frequency.</p>	<p>350~370Hz</p>		
<p>Selectable Fail-safe</p>	<p>Hi./ Lo.</p>		
<p>Selectable sensitivity</p>	<p>Hi./ Lo.</p>		

STANDARD TYPE

<p>Dimensions (Unit:mm)</p>		
<p>Model No.</p>	<p>SC1540 【Corrosion Proof Type】</p>	<p>SC1600 【Sanitary Type】</p>
<p>Level sensor housing</p>	<p>Aluminum / IP65</p>	
<p>Probe construction</p>	<p>316L Coating TEFLON</p>	<p>316L</p>
<p>Mounting</p>	<p>1" Flange (min.)</p>	<p>2" Sanitary</p>
<p>Conduit</p>	<p>1/2"NPT×2</p>	
<p>Max. vertical load on rod.</p>	<p>177in.Lbs(20Nm)</p>	
<p>Process pressure.</p>	<p>-1~600PSI (40BAR)</p>	
<p>Power supply</p>	<p>20~250Vac/dc, 50/60Hz</p>	
<p>Power Consumption</p>	<p>10VA</p>	
<p>Ambient temp.</p>	<p>-40°C~60°C</p>	
<p>Process temp.</p>	<p>-40°C~130°C</p>	
<p>Signal output</p>	<p>Relay, SPDT, 5A/250Vac/ 28Vdc, 1 set or 2 set SSR(MOSFET) 400mA/60 Vac/ Vdc, 1 set or 2 set</p>	
<p>Min. material density sensed</p>	<p>Solid: $\geq 0.07\text{g/cm}^3$, Liquid: $\geq 0.7\text{g/cm}^3$</p>	
<p>Time delay</p>	<p>0.6 Second / Operate; 1~3 Seconds / Reset</p>	
<p>Vibrating frequency.</p>	<p>350~370Hz</p>	
<p>Selectable Fail-safe</p>	<p>Hi./ Lo.</p>	
<p>Selectable sensitivity</p>	<p>Hi./ Lo.</p>	

EX-PROOF TYPE

<p>Dimensions (Unit:mm)</p>		
<p>Model No.</p>	<p>SC1740 【 Standard Type 】</p>	<p>SC1741 【 Tuning Fork Ultra Extension Type 】</p>
<p>Level sensor housing</p>	<p>Aluminum</p>	
<p>Probe construction</p>	<p>SUS 304 / 316 / 316L</p>	
<p>Mounting</p>	<p>1"PT</p>	<p>1"PT</p>
<p>Conduit</p>	<p>1/2"NPT×2</p>	
<p>Max. vertical load on rod.</p>	<p>177in.Lbs(20Nm)</p>	
<p>Process pressure.</p>	<p>-1~600PSI (40BAR)</p>	
<p>Power supply</p>	<p>20~250,50/60Hz Vac/Vdc</p>	
<p>Power consumption</p>	<p>10VA</p>	
<p>Ambient temp.</p>	<p>-20°C~70°C</p>	
<p>Process temp.</p>	<p>-40°C~130°C</p>	
<p>Signal output</p>	<p>Relay, SPDT, 3A/250Vac/ 28Vdc, 1 set or 2 set SSR(MOSFET) 400mA/60 Vac/ Vdc, 1 set or 2 set</p>	
<p>Min. material density sensed</p>	<p>Solid: ≥0.07g/cm³, Liquid: ≥0.7g/cm³, viscosity : 1~10000 cst</p>	
<p>Time delay</p>	<p>0.6 Second / Operate; 1~3 Seconds / Reset</p>	
<p>Vibrating frequency.</p>	<p>350~370Hz</p>	
<p>Selectable Fail-safe</p>	<p>Hi./ Lo.</p>	
<p>Selectable sensitivity</p>	<p>Hi./ Lo.</p>	

SC35 TUNING FORK LEVEL SWITCH

Dimensions (Unit:mm)			
Model No.	SC350 【Standard Type】	SC351 【Extension Type】	SC352 【Cable Type】
Level sensor housing	Built-in box, aluminum coating IP66/IP67		
Power supply	19 ~253 Vdc / Vac, 50/60 Hz ; NPN / PNP(10~55Vdc)		
Probe construction	Max. 1.5 W		
Voltage endurance capability	3.7 kV		
Overvoltage protection	overvoltage category II		
Storage temp.	-40~85 °C		
Ambient temp.	-40~85 °C		-40~75 °C
Process temp.	-40~150 °C	-40~150 °C	-40~80 °C
Material density	³ 0.01 g/cm ³ or ³ 0.05 g/cm ³		
Measuring frequency	140 Hz ± 5 Hz		
Material dimension	Max.10 mm		
Conduit	1/2"PF / 1/2"NPT(Ex-proof type only supports 1/2"NPT)		
External diameter of cable applicable to conduit	φ6~φ10 mm		
Pressure resistance	Max.25 Bar		Max. 2 Bar
Output signal	2 sets of SPDT relay output/2 sets of transistor output / 3 wires NPN/PNP transistor output		
Contact capacity	Relay: 6A / 250Vac , 6A / 28Vdc ; Transistor: 350mA , 60Vac / Vdc NPN / PNP / Transistor: 350mA , 55Vdc		
Ex-proof certification	NEPSI / IECEx (optional)		

SC35 TUNING FORK LEVEL SWITCH

Dimensions (Unit:mm)		
Model No.	SC350 [High-temp. Type]	SC351 [High-temp. Extension Type]
Level sensor housing	Built-in box, aluminum coating IP66/IP67	
Power supply	19 ~253 Vdc / Vac, 50/60 Hz	
Probe construction	Max. 1.5 W	
Voltage endurance capability	3.7 kV	
Overvoltage protection	overvoltage category II	
Storage temp.	-40~85 °C	
Ambient temp.	-40~85 °C	
Process temp.	-40~280 °C	
Material density	$^3 0.01 \text{ g/cm}^3$ or $^3 0.05 \text{ g/cm}^3$	
Measuring frequency	140 Hz \pm 5 Hz	
Material dimension	Max.10 mm	
Conduit	1/2"PF / 1/2"NPT(Ex-proof type only supports 1/2"NPT)	
External diameter of cable applicable to conduit	$\phi 6 \sim \phi 10 \text{ mm}$	
Pressure resistance	Max. 25 Bar	
Output signal	2 sets of SPDT relay output/2 sets of transistor output	
Contact capacity	Relay: 6A / 250Vac , 6A / 28Vdc Transistor: 350mA , 60Vac / Vdc	
Ex-proof certification	NEPSI / IECEx (optional)	

SC38 MULTI-FUNCTIONAL TUNING FORK LEVEL SWITCH



NEPSI Ex ia IIC T3~T6 Ga

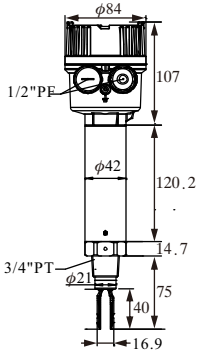
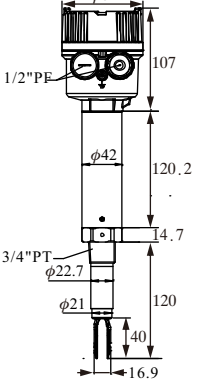
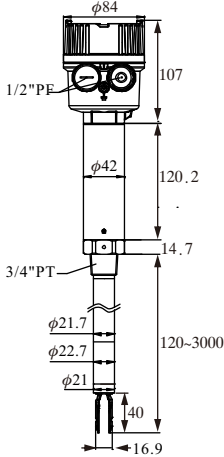

Dimensions (Unit:mm)			
	SC380 【Standard Type】	SC381 【Extension Type】	SC382 【Ultra Extension Type】
Output type	8/16mA output type	3 wires (NPN/PNP) output type	Dual-relay output type
Working voltage	11 ~36 Vdc	10 ~55 Vdc	19~253Vac/dc,50/60Hz
Power consumption	< 600mW	< 830mW	Max. 1.3W
Input protection	Reversed power supply protection function		NA
Overvoltage protection	overvoltage category III		
Measuring error	Max.±1mm		
Repeatability	0.5mm		
Hysteresis band	Approx.2mm		
Storage temp.	-40~85 °C		
Ambient temp.	-40~85 °C (Intrinsically safe type-40~70 °C)	-40~85 °C(Refernce operation manual)	
Process temp.	-40~150 °C (Refernce operation manual)		
Applicable density liquid	≥0.5 g/cm ³ or ≥0.7 g/cm ³		
Liquid viscosity	Max.10000mm ² / S(10000cst)		
Granule size contained in the liquid	Max.φ5 mm		
External diameter of cable applicable to conduit	φ6~φ10 mm		
Pressure resistance	Max.40 Bar		
Output signal	Intrinsically safe signal 8/16mA	Transistor output (NPN/PNP)	2 sets of SPDT relay output
Contact capacity	NA	350mA , 55Vdc	6A / 250Vac , 6A / 28Vdc
Protection level	IP66/67		
Intrinsically safe parameters	Ui(V)=36V , Ii=100mA,Pi=1W Ci(nF)=0 , Li(uH)=0※	NA	NA

※It shall combine with the ex-proof fence meeting level Ex ia to form the intrinsically safe system. Please refer to page 29 for more details.

SC38 MULTI-FUNCTIONAL TUNING FORK LEVEL SWITCH

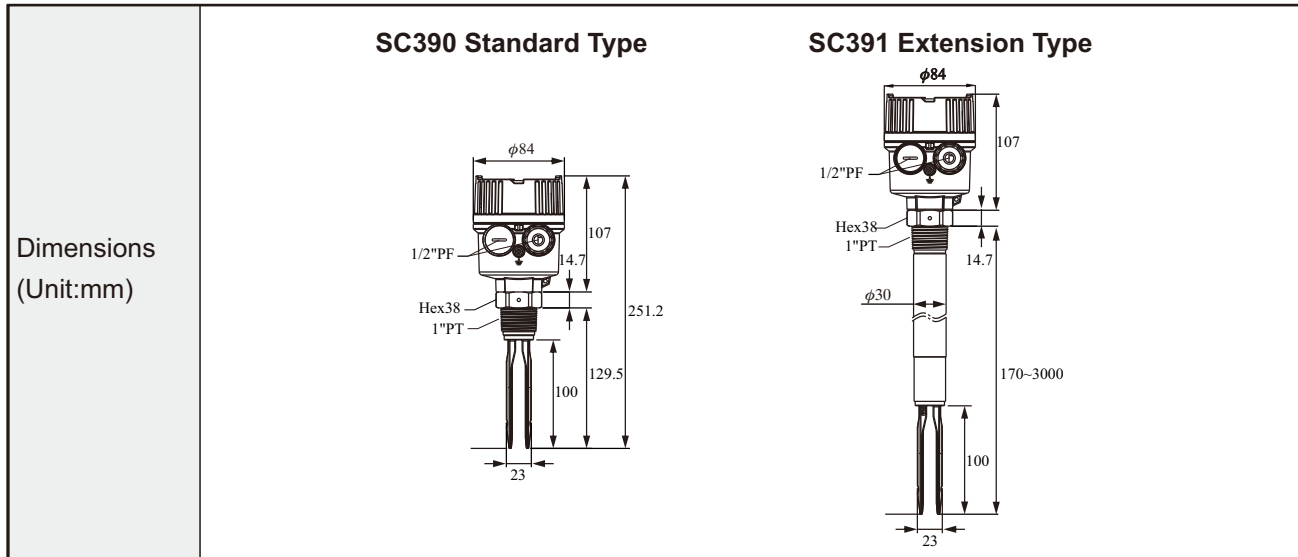


NEPSI Ex ia IIC T3~T6 Ga

Dimensions (Unit:mm)	 <p style="text-align: center;">SC380 【High-temp. Type】</p>	 <p style="text-align: center;">SC381 【High-temp. Extension Type】</p>	 <p style="text-align: center;">SC382 【High-temp. Extension Type】</p>
Output type	 8/16mA output type	3 wires (NPN/PNP) output type	Dual-relay output type
Working voltage	11 ~36 Vdc	10 ~55 Vdc	19~253Vac/dc,50/60Hz
Power consumption	< 600mW	< 830mW	Max. 1.3W
Input protection	Reversed power supply protection function		NA
Overvoltage protection	overvoltage category III		
Measuring error	Max.±1mm		
Repeatability	0.5mm		
Hysteresis band	Approx.2mm		
Storage temp.	-40~85 °C		
Ambient temp.	-40~85 °C(Refernce operation manual)		
Process temp.	-40~150 °C		
Applicable density liquid	$\geq 0.5 \text{ g/cm}^3$ or $\geq 0.7 \text{ g/cm}^3$		
Liquid viscosity	Max.10000mm ² / S(10000cst)		
Granule size contained in the liquid	Max.φ5 mm		
External diameter of cable applicable to conduit	φ6~φ10 mm		
Pressure resistance	Max.40 Bar		
Output signal	Intrinsically safe signal 8/16mA	Transistor output (NPN/PNP)	2 sets of SPDT relay output
Contact capacity	NA	350mA , 55Vdc	6A / 250Vac , 6A / 28Vdc
Protection level	IP66/67		
Intrinsically safe parameters	Ui(V)=36V , li=100mA,Pi=1W Ci(nF)=0 , Li(uH)=0※	NA	NA

※It shall combine with the ex-proof fence meeting level Ex ia to form the intrinsically safe system. Please refer to page 29 for more details.

SC39 MULTI-FUNCTIONAL TUNING FORK LEVEL SWITCH



Output type	8/16mA output type	3 wires (NPN/PNP) output type	Dual-relay output type	Dual-MOSFET output type
Working voltage	11 ~36 Vdc	10 ~55Vdc	19 ~253Vac/dc, 50/60Hz	19 ~253Vac/dc, 50/60Hz
Power consumption	< 600mW	< 830mW	Max. 1.3W	Max. 1.3W
Input protection	Reversed power supply protection function		NA	NA
Overvoltage protection	overvoltage category III			
Hysteresis band	Approx.5mm			
Ambient temp.	-40~85 °C (Refernce operation manual)			
Process temp.	-40~150 °C (Refernce operation manual)			
Applicable density liquid	$\geq 0.5 \text{ g/cm}^3$ or $\geq 0.7 \text{ g/cm}^3$			
Liquid viscosity	Max.10000mm ² / S(10000cst)			
External diameter of cable applicable to conduit	$\phi 6 \sim \phi 10 \text{ mm}$			
Pressure resistance	Max.60Bar			
Output signal	signal 8 / 16mA	Transistor output NPN / PNP	2 sets of SPDT relay output	MOSFET SPST×2
Contact capacity	NA	350mA 55Vdc	6A/250Vac/28Vdc	350mA · 60Vac/dc
Protection level	IP66/67			

SC39 MULTI-FUNCTIONAL TUNING FORK LEVEL SWITCH

Dimensions (Unit:mm)	SC390 High-temp. Type	SC391 High-temp. Extension Type

Output type	8/16mA output type	3 wires (NPN/PNP) output type	Dual-relay output type	Dual-MOSFET output type
Working voltage	11 ~36 Vdc	10 ~55Vdc	19 ~253Vac/dc, 50/60Hz	19 ~253Vac/dc, 50/60Hz
Power consumption	< 600mW	< 830mW	Max. 1.3W	Max. 1.3W
Input protection	Reversed power supply protection function		NA	
Overvoltage protection	overvoltage category III			
Hysteresis band	Approx.5mm			
Ambient temp.	-40~85 °C (Refernce operation manual)			
Process temp.	-40~150 °C			
Applicable density liquid	$\geq 0.5 \text{ g/cm}^3$ or $\geq 0.7 \text{ g/cm}^3$			
Liquid viscosity	Max.10000mm ² / S(10000cst)			
External diameter of cable applicable to conduit	$\phi 6 \sim \phi 10 \text{ mm}$			
Pressure resistance	Max.60Bar			
Output signal	signal 8 / 16mA	Transistor output NPN / PNP	2 sets of SPDT relay output	MOSFET SPST×2
Contact capacity	NA	350mA 55Vdc	6A/250Vac/28Vdc	350mA · 60Vac/dc
Protection level	IP66/67			

ORDER INFORMATION

SCX1 ⁰⁵ ⁰⁶ ⁰⁷ ⁰⁸ ⁰⁹ - ¹² ¹³ ¹⁴ ¹⁵ ¹⁶ ¹⁷ ¹⁸ ¹⁹ ²⁰ ²¹ ²² ²³ ²⁴ ²⁵ ²⁶ A B

05 06 Model

- 00: Standard
- 03: Sanitary

07 08 Certification

- 00: None
- 1C: ATEX-Exd
- 7C: NEPSI-Exd
- 5C: TS

09 Construction

- A: Standard
- B: Extended type
- C: Lengthened type
- D: Cable type
- E: Anti-Corrosion probe type
- F: Anti-Corrosion extended probe type
- G: Sanitary joint type

12 Power supply

- A: 20~250Vac/Vdc, 50/60Hz ; Relay O/P- Barrier terminal
- B: 20~250Vac/Vdc, 50/60Hz ; SSR(MOSFET)- Barrier terminal
- C: 20~250Vac/Vdc, 50/60Hz ; Relay O/P - Euro terminal
- D: 20~250Vac/Vdc, 50/60Hz ; SSR(MOSFET) - Euro terminal
- E: 20~250Vac/Vdc, 50/60Hz ; Relay O/P*2 - Euro terminal
- F: 20~250Vac/Vdc, 50/60Hz ; SSR(MOSFET)*2 - Euro terminal

Connection

¹³ ¹⁴

- Flange
- AK: JIS-FF
- AN: ANSI-RF
- AS: DIN-FF
- AI: 3A

¹⁵ ¹⁶

- A8: 1"
- A9: 1-1/4"
- B1: 1-1/2"
- B2: 2"
- B4: 2-1/2"
- B5: 3"
- B7: 4"
- D8: DN25
- E1: DN40

¹⁷ ¹⁸

- 01: PT male
- 03: PF male
- 07: NPT male
- 40: 5 kg/cm²
- 42: 10 kg/cm²
- 48: 150 Lbs
- 49: 300 Lbs
- 57: PN10
- 58: PN16

(Next page)

ORDER INFORMATION



⑤
⑥
⑦
⑧
⑨
⑫
⑬
⑭
⑮
⑯
⑰
⑱
⑲
⑳
㉑
㉒
㉓
㉔
㉕
㉖

SCX1 - **AB**

⑲ ⑳ Probe material

- MA: SUS304
- MB: SUS316
- MC: SUS316L

㉑ ㉒ Coating material

- 00: None
- 14: PFA
- 34: ECTFE

㉓ ㉔ ㉕ ㉖ Probe length

Code	Probe Length
0001~9999	0001~9999mm

ORDER INFORMATION

⑤ ⑥
SCX2
□ □
0 0
-
□ □

⑤ ⑥ **Model** _____

00: Standard
02: Hi-temperation

⑨ **Construction** _____

A: Standard
B: Extended type

⑩ **Fork length** _____

A: 40mm
B: 100mm

⑪ **Power supply** _____

A: 20~250Vac/Vdc, 50/60Hz; 2 wire Contactless electronic switch
B: 12~55Vdc; 3 wire PNP/NPN Output

Connection _____

⑫ ⑬ Flange AK: JIS-FF AN: ANSI-RF AS: DIN-FF AI: 3A Thread AA: JIS AC: ANSI	⑭ ⑮ A7: 3/4" A8: 1" A9: 1-1/4" B1: 1-1/2" B2: 2" B4: 2-1/2" B5: 3" B7: 4" D8: DN25 E1: DN40	⑯ ⑰ 01: PT male 03: PF male 07: NPT male 40: 5 kg/cm ² 42: 10 kg/cm ² 48: 150 Lbs 49: 300 Lbs 57: PN10 58: PN16
---	---	--

⑱ ⑲ **Probe material** _____

MA: SUS304
MB: SUS316
MC: SUS316L

⑳ **Connection** _____

A: M12x1(180°) C: Cable
B: M12x1(90°) D: DIN 43650

㉑ ㉒ ㉓ ㉔ **Probe length** _____

Code	Probe Length
0076~0250	0076~0250mm

ORDER INFORMATION

SCX3 ⁰⁵ ⁰⁶ ⁰⁷ ⁰⁸ - ⁰⁹ ¹⁰ ¹¹ ¹² ¹³ ¹⁴ ¹⁵ ¹⁶ ¹⁷ ¹⁸ ¹⁹ ²⁰ ²¹ ²² ²³ ²⁴ ²⁵ ²⁶ ²⁷ ²⁸

05 06 Model

- 00: Standard
(Construction: A、B、C、D)
- 02: Hi-temperature
(Construction: E、F、G)
- 09: High temperature type 2
(Construction: J、K)

07 08 Certification

- 01: None; 1/2" PF
- 02: None; 1/2" NPT
- 03: None; M20x1.5
- 2D : IECEx-Ex ia : 1/2"NPT
- 5D: TS; 1/2" NPT
- 7B: NEPSI-Ex ia; 1/2" NPT
- 7D: NEPSI-Ex d; 1/2" NPT

09 Construction

- A: Standard (150°C @ 50°C)
- B: Extended type (150°C @ 50°C)
- C: Lengthened type (150°C @ 50°C)
- D: Cable type (80°C)
- E: High temperature general type
(150°C @ 85°C)
- F: High temperature extension type
(150°C @ 85°C)
- G: High temperature lengthening type
(150°C @ 85°C)
- J: High temperature type 2 (280°C)
- K: High temperature extended type 2 (280°C)

10 Fork length

- A: 40mm(SC38)
- B: 100mm(SC39)
- C: 155mm(SC35)

11 Housing

- F: Aluminum
- R: stainless steel (No explosion protection)

12 Housing cover

- A: No Lens
- B: Lens(only stainless steel)

(Next page)

ORDER INFORMATION

SCX3 ⁰⁵ ⁰⁶ ⁰⁷ ⁰⁸ - ⁰⁹ ¹⁰ ¹¹ ¹² ¹³ ¹⁴ ¹⁵ ¹⁶ ¹⁷ ¹⁸ ¹⁹ ²⁰ ²¹ ²² ²³ ²⁴ ²⁵ ²⁶ ²⁷ ²⁸

¹³ Power supply

- A: 19~253Vac/Vdc, 50/60Hz; Two Relay output
- B: 19~253Vac/Vdc, 50/60Hz; Two Transistor output
- C: 10~55Vdc; 3 wire PNP/NPN Output
- D: 11~36Vdc; 8/16mA Output

Connection

- | | | |
|-----------------------------|-----------------------------|-----------------------------|
| ¹⁴ ¹⁵ | ¹⁶ ¹⁷ | ¹⁸ ¹⁹ |
| Flange | A7: 3/4" | 01: PT male |
| AK: JIS-FF | A8: 1" | 03: PF male |
| AN: ANSI-RF | A9: 1- 1/4" | 07: NPT male |
| AS: DIN-FF | B1: 1-1/2" | 40: 5 kg/cm ² |
| AI: 3A | B2: 2" | 42: 10 kg/cm ² |
| | B4: 2-1/2" | 48: 150 Lbs |
| Thread | B5: 3" | 49: 300 Lbs |
| AA: JIS | B7: 4" | 57: PN10 |
| AC: ANSI | D8: DN25 | 58: PN16 |
| | E1: DN40 | |

²⁰ ²¹ Probe material

- MA: SUS304
- MB: SUS316
- MC: SUS316L

²² ²³ Coating material

- 00: None
- 14: PFA
- 21: PTFE
- 34: ECTFE
- 36: ETFE

²⁴ Surface roughness

- A: Ra ≤ 3.2um
- B: Ra ≤ 1.5um
- C: Ra ≤ 0.8um
- D: Ra ≤ 0.3um

²⁵ ²⁶ ²⁷ ²⁸ Probe length

Code	Probe Length
0075	75mm
0225~4000	225~4000mm
0075~A200	750~20000mm
0120~3000	120~3000mm

MODEL NUMBER / ORDER CODE COMPARISON TABLE

ORDERING INFORMATION

Model Number	Order Code
TX100R	TXX1017BB
TX101F	TXX1007BC

TXX 1 ⁰⁵ ⁰⁶ ⁰⁷ ⁰⁸ - ⁰⁹ ¹⁰ ¹¹ ¹² ¹³

⁰⁵ ⁰⁶ Model

- 00: Standard(W45.2×H113.6×D99)
- 01: Economic(W22.6×H113.6×D99)

⁰⁷ ⁰⁸ Certification

- 00: None
- 7B: NEPSI-Ex ia

⁰⁹ Power supply

- B: DC 20~35 Vdc
- C: AC 20~250 Vac

¹⁰ Input

- A: 4~20mA
- B: 0~20mA

¹¹ Output 1

- A: 4~20 mA
- B: 0~20 mA
- C: 0~5 V
- D: 0~10 V

¹² Output 2

- 0: None
- A: RS485

¹³ Output 3

- 0: None
- C: Relay